

Dear client,

Hereby we send you our newest market update with information about the Chinese, Argentine, Bulgarian and USA sunflower market. As attached we added also some extra information about the USA peanut crop progress and the import and export details of cashews in July 2014.

We are looking for a new trader in our team!

We also like to inform you about the fact that Aldebaran is looking for a new senior trader to make our team even stronger. We are looking for a trader with 5 years (or more) experience in possibly the cashew, pumpkin, sesame, sunflower and peanut business. Please send us a message when you are interested or when you can help us finding the right person.

Full details of this position will follow on our website www.aldebaran.nl/career/

Enjoy our report and of course we appreciate your feedback.

China:

The main sunflower seeds areas are suffering from drought these days. This will influence the final product of the sunflower seeds. Not really the quantities, but the quality could be worse than expected. The expectation is smaller kernels, not full and not smooth. Due to the drought for the new crop, there is a chance that good quality might become more expensive than last year. In the last two weeks the prices have not changed.

Argentina:

Actually there are no big changes compared to our last report on the Argentine market. The stocks are going fast and the crop becomes more rear. Because of the drought in China, a problem good arise in finding good confection kernels in the market, till the arrival of new crop from Argentina. Prices seem stable in the Argentine market for now.

Bulgaria:

All indications show that it will be good crop, and a good size of kernels. The bulk of the harvest will be in September, but for some early plantings harvest might begin within 10 days. The harvest of different areas will happen in stages, it takes about 2 months to finish the harvest totally. Southern is warmer and there harvest usually begins earlier, northern is more colder with more rains. This makes kernels from northern normally bigger and plumper. Prices for new crop suffer no big changes.

USA:

It looks like a good year for sunflowers, according to this week's USDA reports. 80% of North Dakota's sunflowers and 74% of South Dakota's sunflowers are reported in good to excellent condition. Nearly half the sunflower crop in those states is now blooming and in Kansas, 44% of the crop is blooming.

Exports of in-shell sunflower and kernel increase.

Exports of both in-shell sunflower and sunflower kernel to Spain continue to increase. From October 2013 to June 2014, Spain imported 1,838 metric tons (MT) of sunflower kernel, compared to 1,686 MT from October 2012 to June 2013. Overall, kernel export is about 8,053 MT, in comparison to 9,813 MT during the previous year. In-shell exports to Spain are also on the rise: from 15,624 MT from October 2012 to June 2013, to 17,511 MT from October 2013 to June 2014. Exports of in-shell sunflower are also increasing in Mexico and Israel.

1/2

Current prices Aldebaran Commodities.

BULGARIAN

Crop 2013 (May till and including August)

Bulgarian Sunflower kernels bakery	SOLD OUT
Bulgarian Sunflower kernels confectionary	SOLD OUT
Bulgarian Sunflower kernels chips	SOLD OUT

Crop 2014 (September till and including December)

Bulgarian Sunflower kernels bakery	EUR 620,- (ex works Bulgaria)
Bulgarian Sunflower kernels confectionary	EUR 1080,- (ex works Bulgaria)
Bulgarian Sunflower kernels chips bakery	EUR 575,- (ex works Bulgaria)

MOLDOVIAN

Crop 2014 (September till and including December)

Moldovian Sunflower kernels bakery	EUR 620,- (ex works Moldova)
Confectionery black Sunflower seeds in shell	EUR 820,- (ex works Moldova)
LG type striped in-shells (small, birdfeed)	EUR 470,- (ex works Moldova)

Moldovian Sunflower in-shells (striped) 22/64	EUR 910,- (ex works Moldova)
Moldovian Sunflower in-shells (striped) 24/64	EUR 1010,- (ex works Moldova)

ARGENTINE

Crop 2014 (prompt shipment)

Argentine Sunflower in-shells (striped) 16/64	USD 975,- (C+F Rotterdam)
Argentine Sunflower in-shells (striped) 20/64	USD 1270,- (C+F Rotterdam)
Argentine Sunflower in-shells (striped) 22/64	USD 1450,- (C+F Rotterdam)
Argentine Sunflower in-shells (striped) 24/64	USD 1550,- (C+F Rotterdam)

CHINESE

Crop 2013 (prompt shipment)

Chinese Sunflower in-shells (striped) 16/64	USD 1840,- (C+F Rotterdam)
Chinese Sunflower in-shells (striped) 20/64	USD 1920,- (C+F Rotterdam)
Chinese Sunflower in-shells (striped) 22/64	USD 1960,- (C+F Rotterdam)

Please contact us for prices to your destination.

If you have any requests, please feel free to contact us.

Kindest regards,
Paul, Mark and Nurcan
Trade Department

Direct +31-107620518 | **Office** +31-104364937
Mobile +31-653162064

THE CASHEW EXPORT PROMOTION COUNCIL OF INDIA, COCHIN -16**EXPORT/IMPORT DETAILS OF CASHEW
FOR THE MONTH OF JULY 2014 * (Estimates)**

Export/Import		Quantity (M T)	Value (Rs. Crs)	Value (US \$ Mins)	Unit Value (Rs. Per Kg.)
Export of Cashew Kernels					
July2014	MT	Rs.crs.			
	Brokens	231	8,30		
	Wholes	8739	385,37		
	Others	41	1,79		
	Total		9011	395,46	66,21
July2013			9848	427,20	73,15
April 2014-July2014			34917	1529,16	255,71
April 2013-July2013			41502	1617,28	289,16
Export of Roasted & Salted Cashew Kernels					
July2014			65	2,74	0,46
July2013			245	8,91	1,53
April 2014-July2014			278	11,15	1,86
April 2013-July2013			684	24,02	4,29
Export of Cashewnut Shell Liquid /Cardanol					
July2014	MT	Rs.crs.			
	CNSL	378	1,27		
	Cardanol	168	1,22		
	Total		547	2,49	0,42
July2013			1034	3,65	0,62
April 2014-July2014			2088	9,92	1,66
April 2013-July2013			2752	10,21	1,83
Import of Raw Cashewnuts					
July2014			132539	844,54	141,39
July2013			133850	737,55	126,29
April 2014-July2014			425090	2767,29	462,76
April 2013-July2013			352203	1931,85	345,40
Import of Cashew Kernels					
July2014			15	0,45	291,33
July2013			560	10,60	189,10
April 2014-July2014			218	4,29	196,80
April 2013-July2013			2935	51,57	175,69
Import of Roasted & Salted Cashew Kernels					
July2014			6	0,42	658,39
July2013			0,0	0,00	---
April 2014-July2014			127	2,22	174,68
April 2013-July2013			10	0,38	361,94

Crop Condition Report

Aug 4, 2014

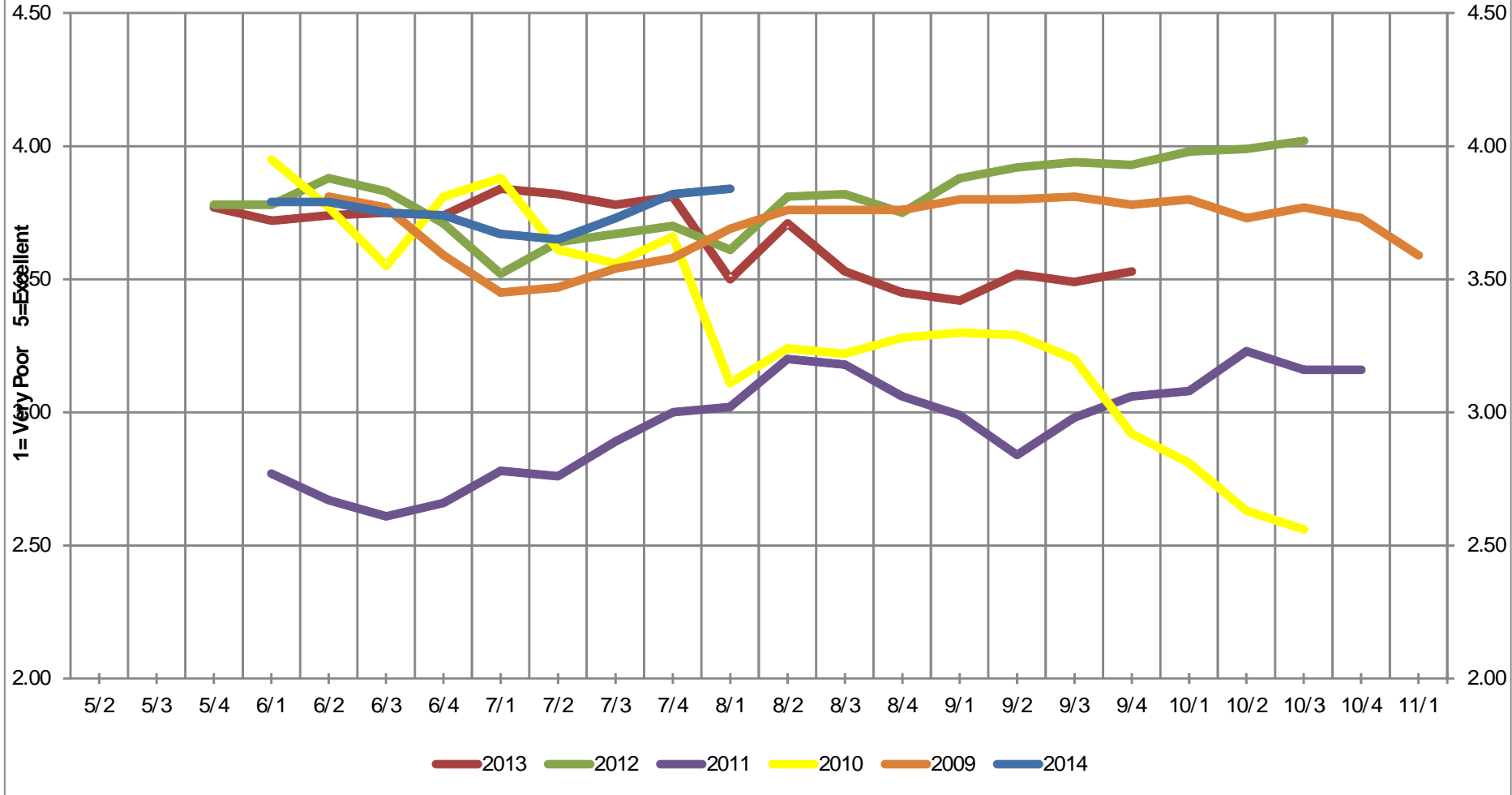


Mazur & Hockman Inc.
PEANUT BROKERS



Alabama Peanut Conditions 2009-2014

2009 YPA=3,300
 2010 YPA=2,600
 2011 YPA=3,000
 2012 YPA=4,000
 2013 YPA=3,550

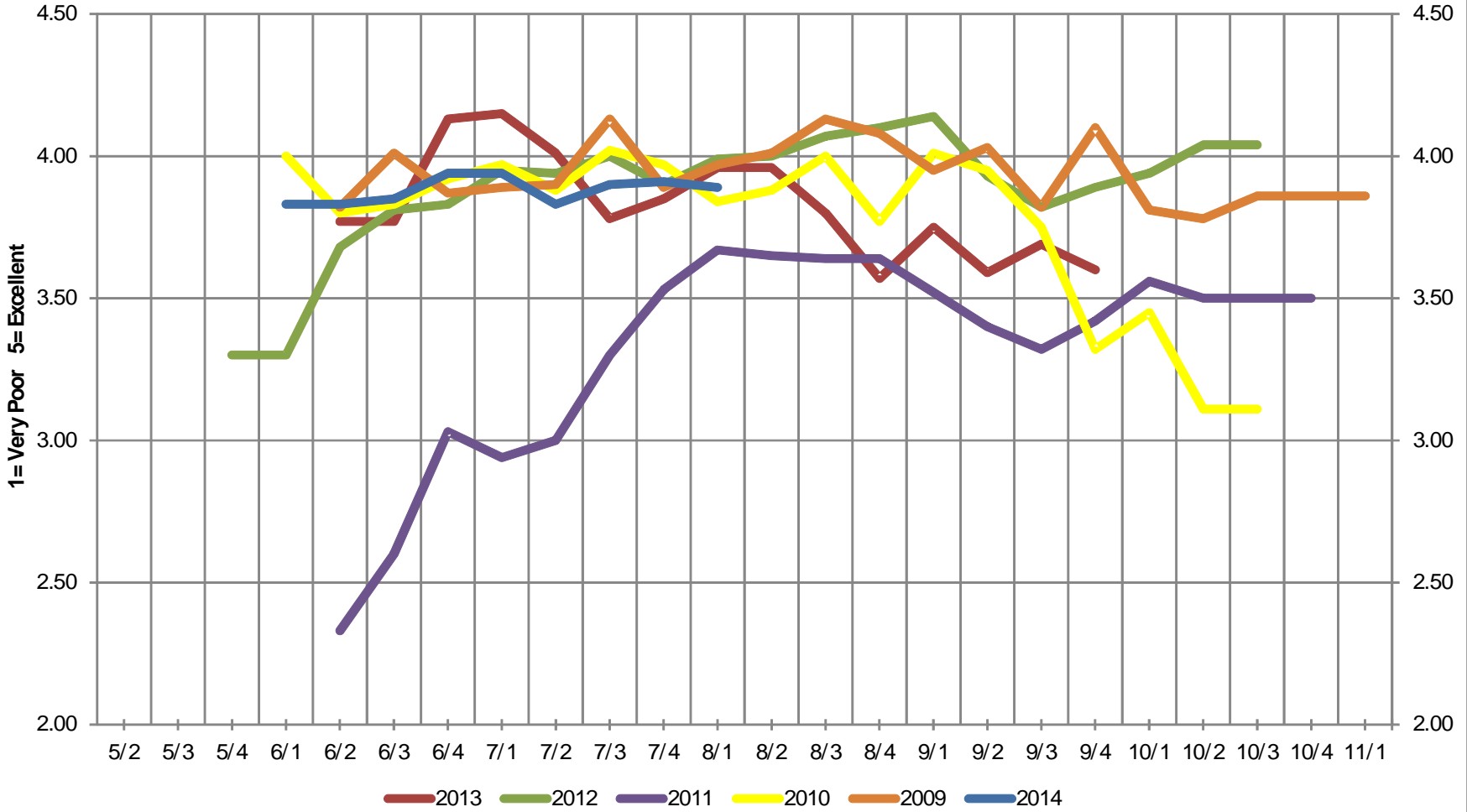


Mazur & Hockman Inc.
 PEANUT BROKERS



Florida Peanut Conditions 2009-2014

2009 YPA=3,200
 2010 YPA=3,500
 2011 YPA=3,500
 2012 YPA=3,900
 2013 YPA=3,950

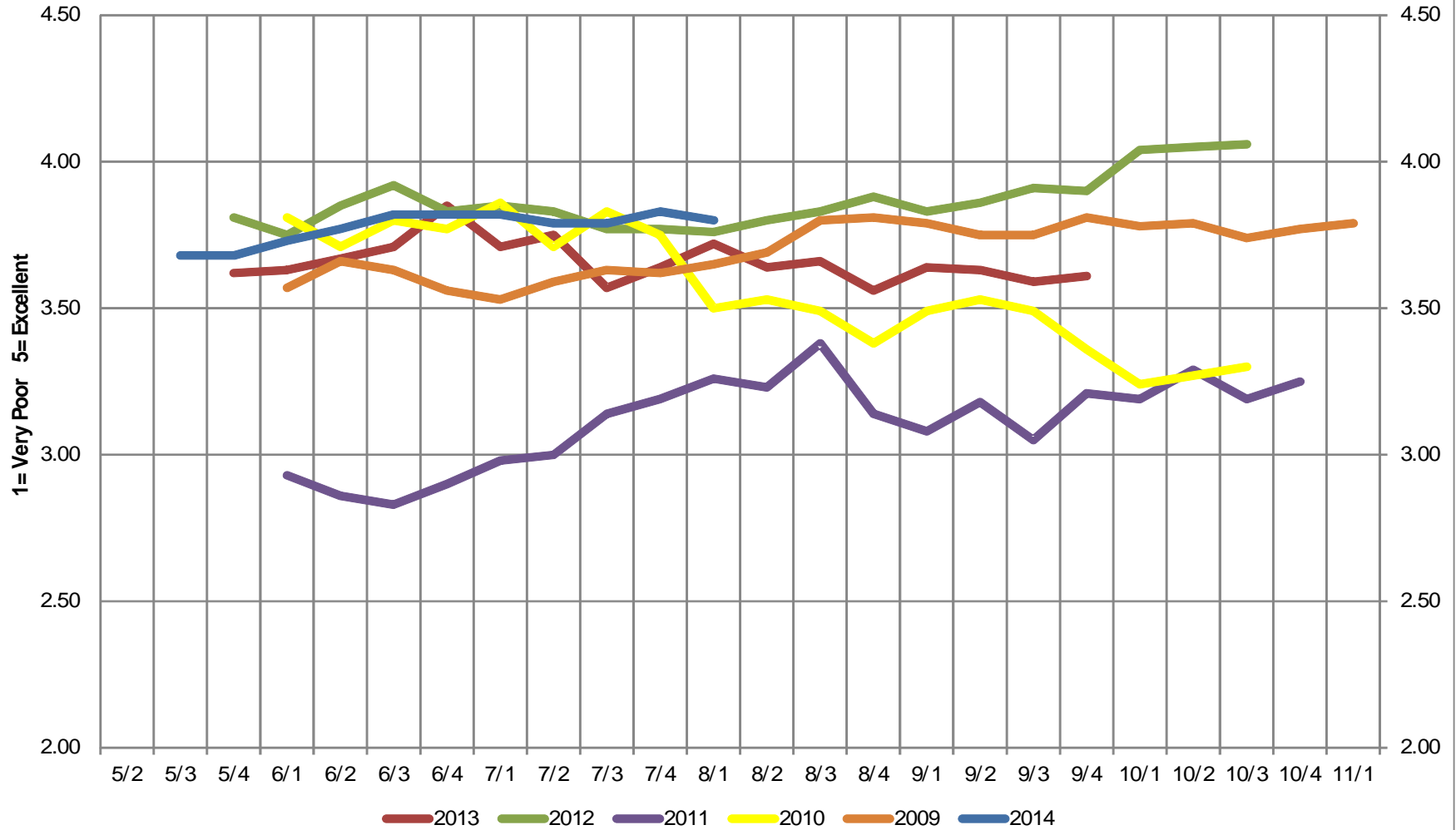


Mazur & Hockman Inc.
 PEANUT BROKERS



Georgia Peanut Conditions 2009-2014

2009 YPA=3,560
 2010 YPA=3,530
 2011 YPA=3,520
 2012 YPA=4,550
 2013 YPA=4,430

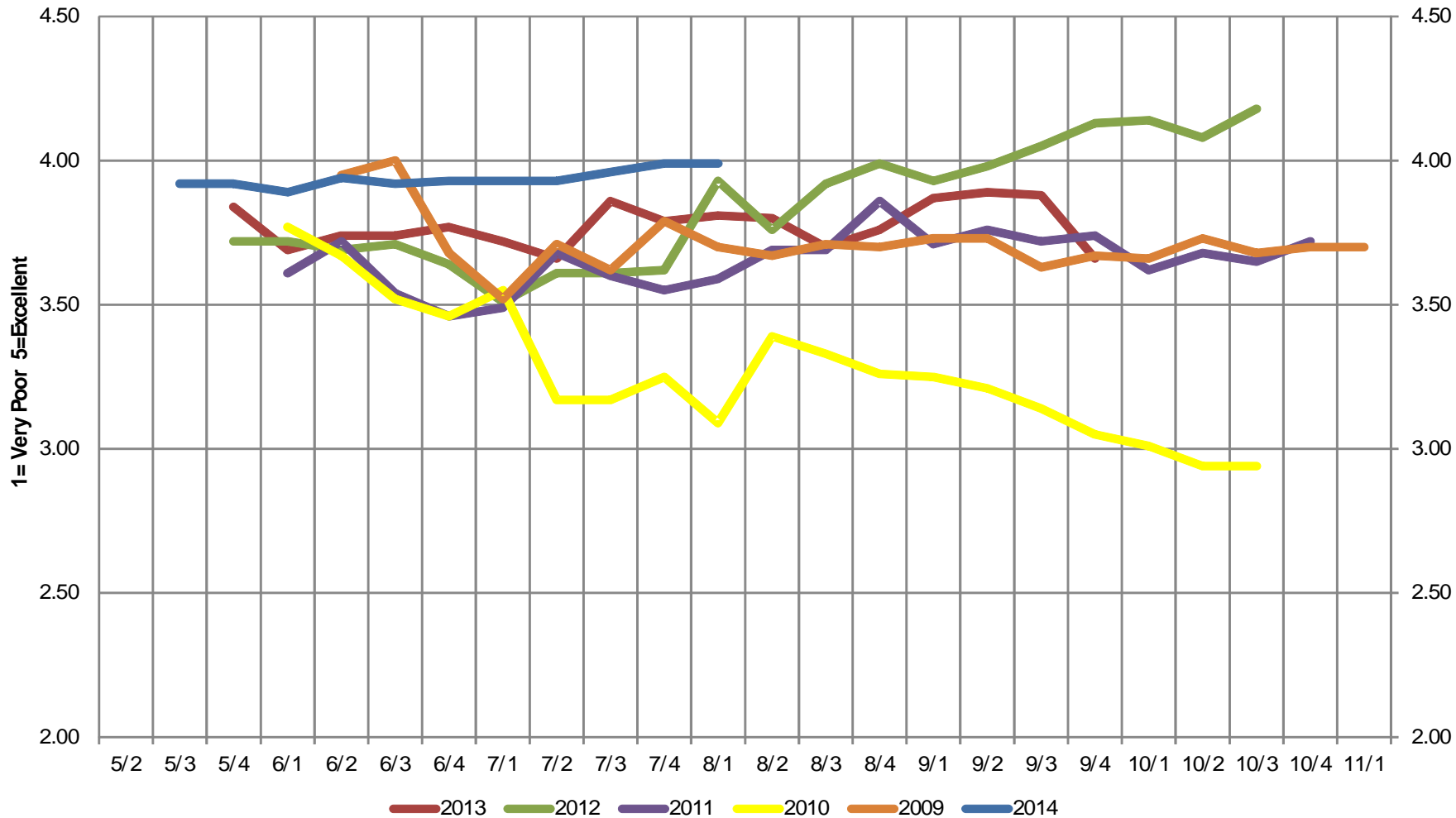


Mazur & Hockman Inc.
 PEANUT BROKERS



N Carolina Peanut Conditions 2009-2014

2009 YPA=3,700
 2010 YPA=3,700
 2011 YPA=3,600
 2012 YPA=4,100
 2013 YPA=3,900

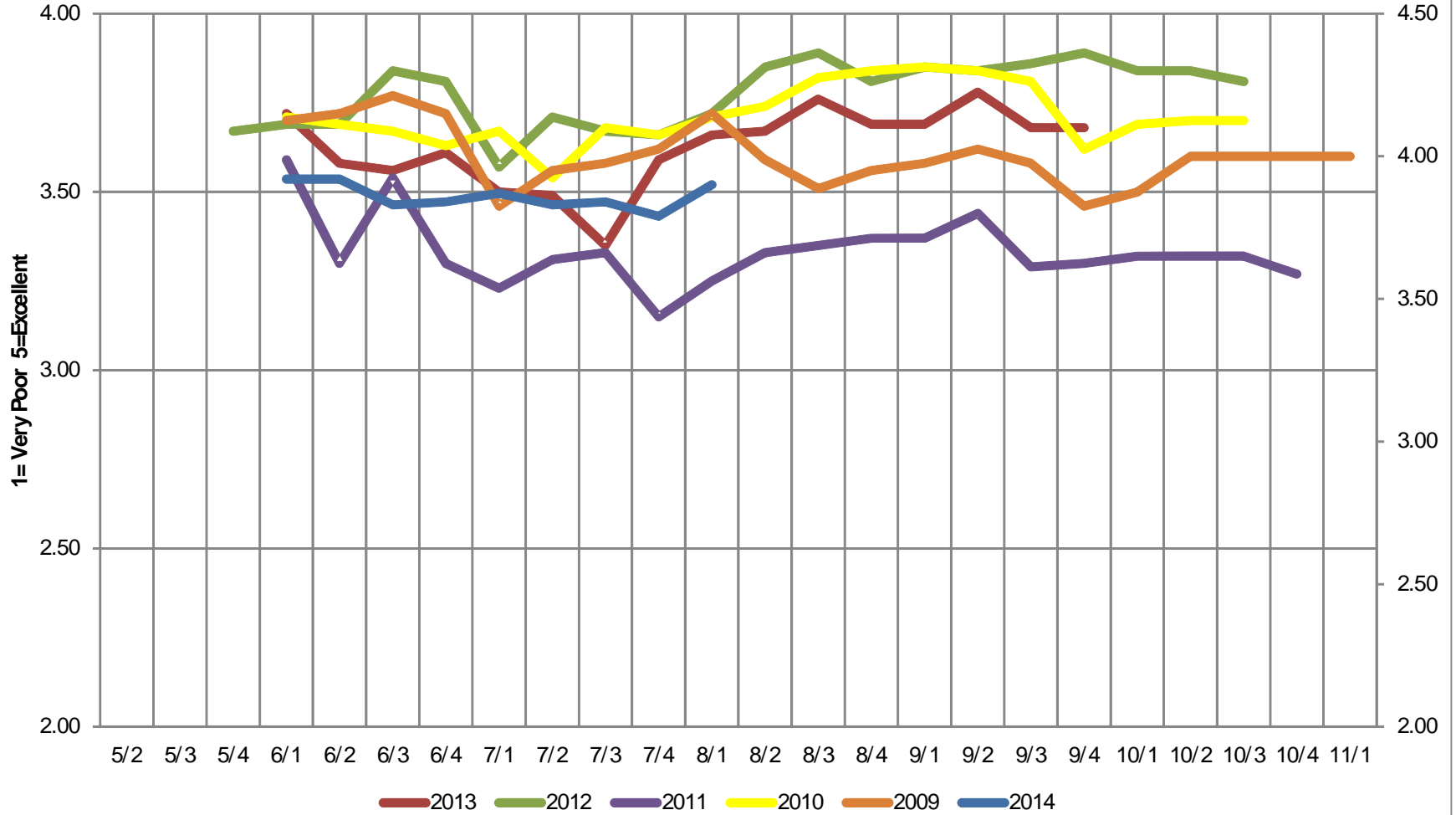


Mazur & Hockman Inc.
 PEANUT BROKERS



SCarolina Peanut Conditions 2009-2014

2009 YPA=3,900
 2010 YPA=3,100
 2011 YPA=3,500
 2012 YPA=3,800
 2013 YPA=3,500

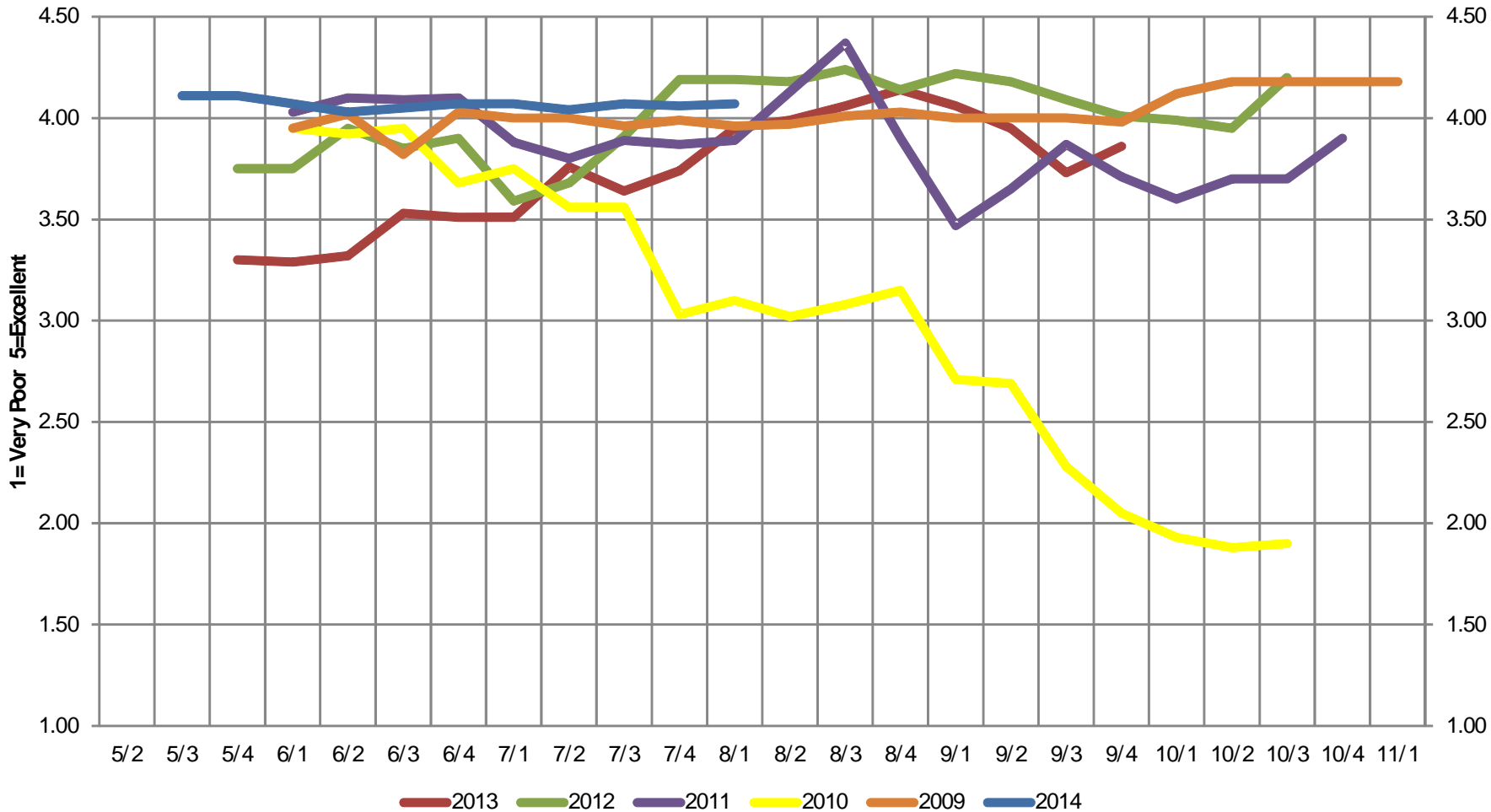


Mazur & Hockman Inc.
 PEANUT BROKERS



Virginia Peanut Conditions 2009-2014

2009 YPA=3,700
 2010 YPA=1,880
 2011 YPA=3,800
 2012 YPA=4,200
 2013 YPA=4,000

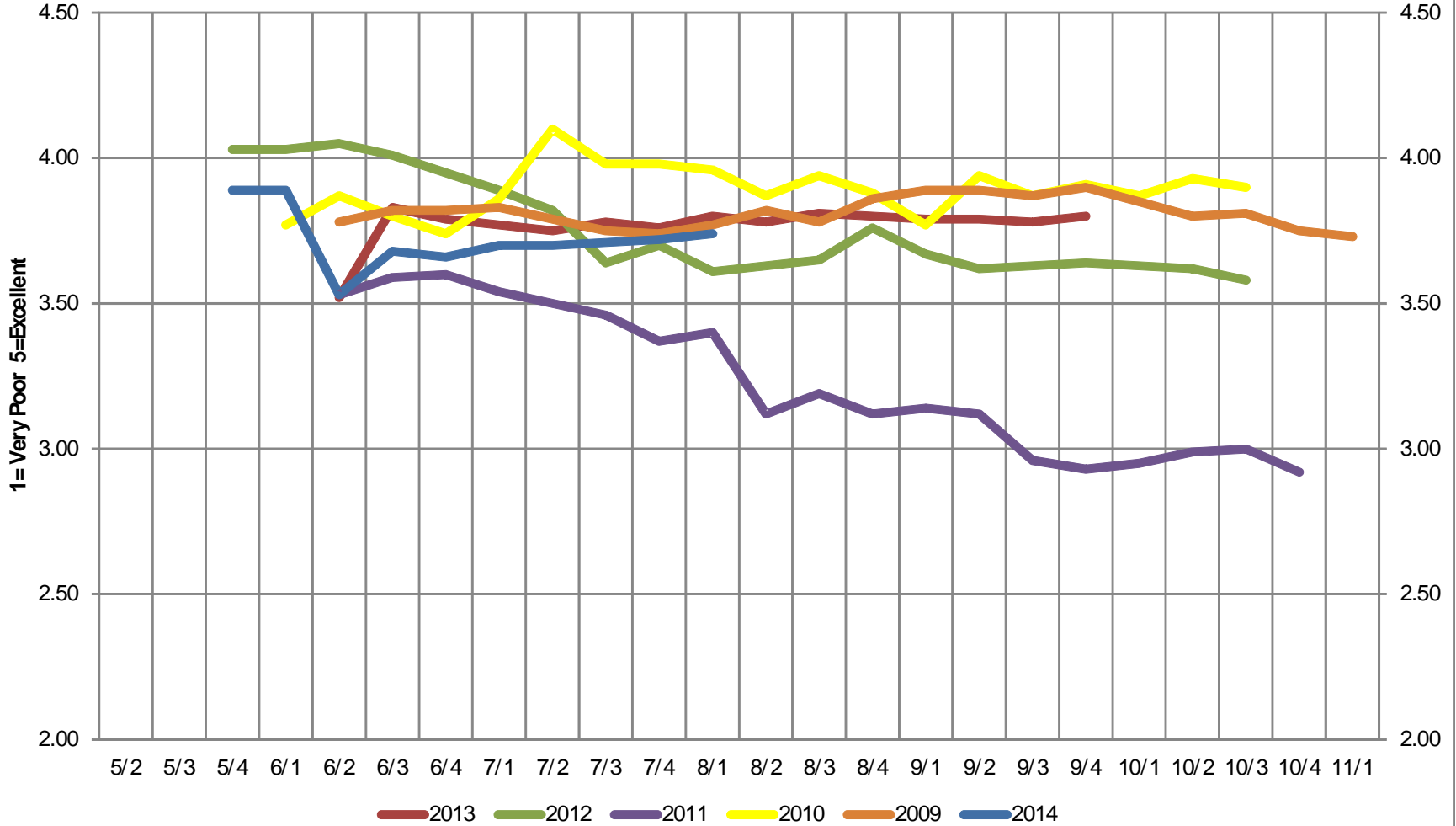


Mazur & Hockman Inc.
 PEANUT BROKERS



Oklahoma Peanut Conditions 2009-2014

2009 YPA=3,300
 2010 YPA=3,350
 2011 YPA=2,700
 2012 YPA=3,800
 2013 YPA=3,700

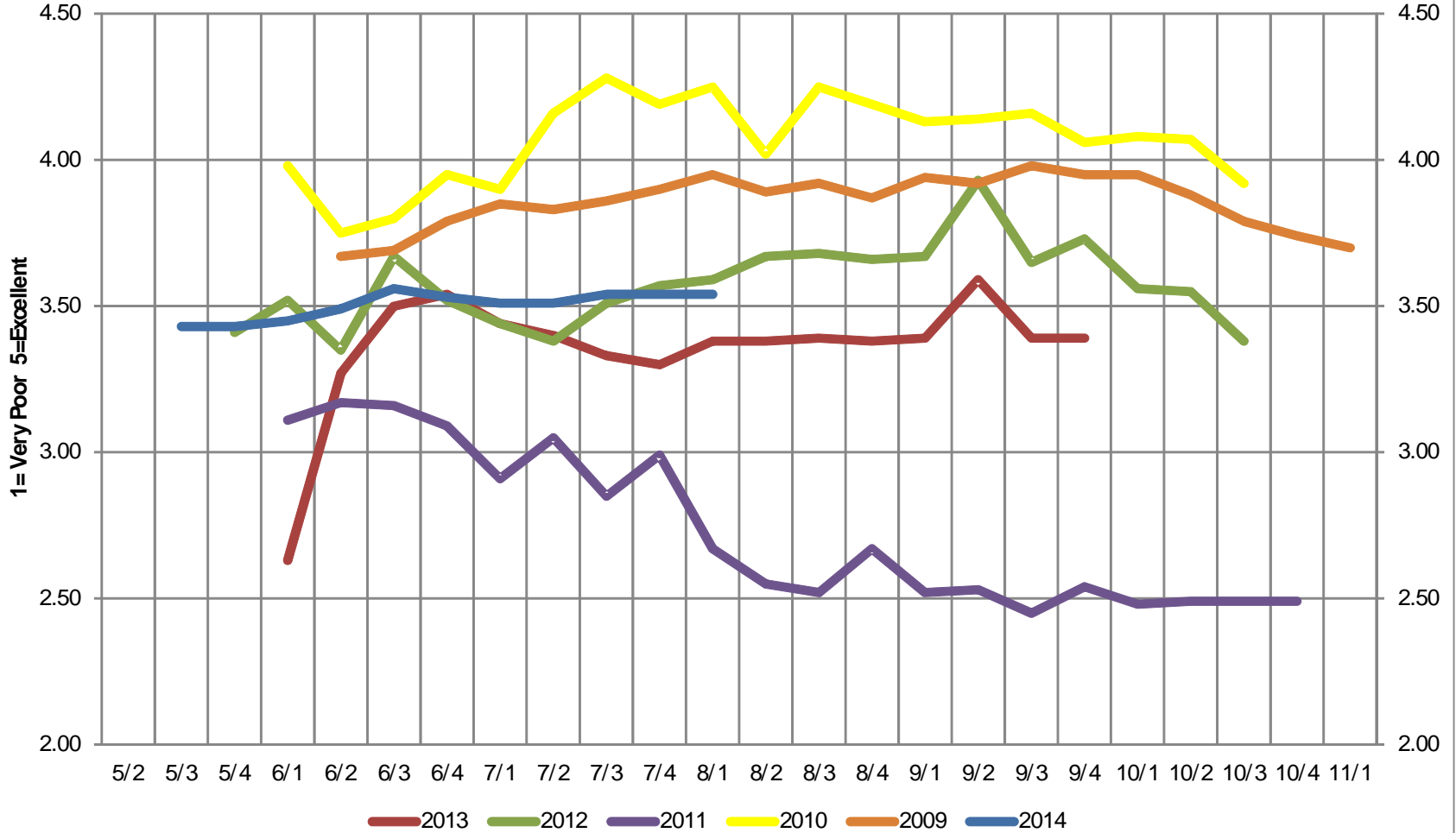


Mazur & Hockman Inc.
 PEANUT BROKERS



Texas Peanut Conditions 2009-2014

2009 YPA=3,270
 2010 YPA=3,600
 2011 YPA=2,400
 2012 YPA=3,500
 2013 YPA=3,700

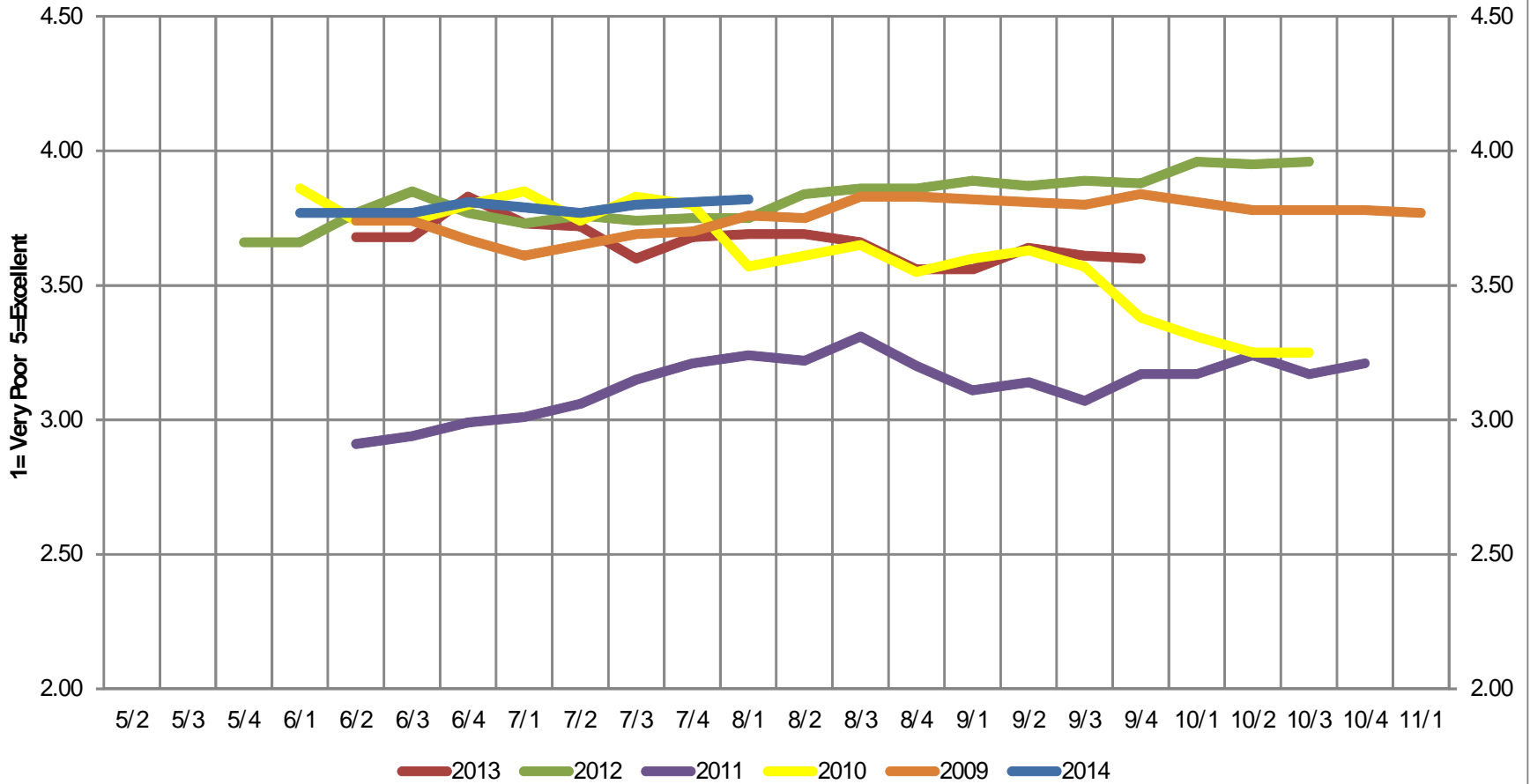


Mazur & Hockman Inc.
 PEANUT BROKERS



USA Peanut Conditions 2009-2014

2009 YPA=3,421
 2010 YPA=3,312
 2011 YPA=3,313
 2012 YPA=4,192
 2013 YPA=4,006



Mazur & Hockman Inc.
 PEANUT BROKERS

